

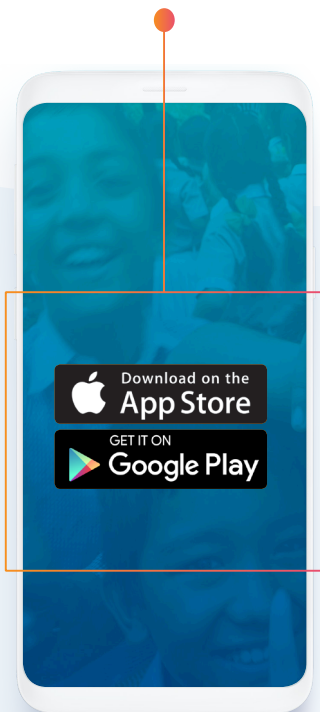


Get Started with Handbid

1

Download the app

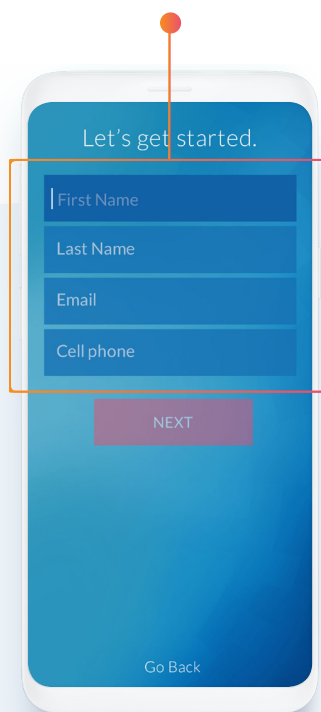
Download the Handbid app from the App Store or Google Play Store.



2

Create an account


Follow the prompts to create a Handbid account.



3

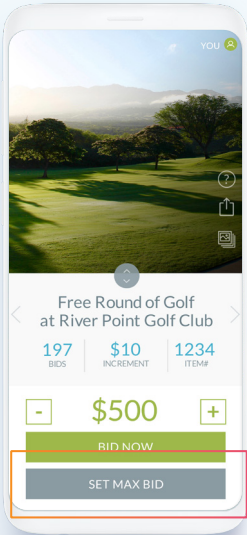
Find your auction

Find your auction from the list. When prompted, accept push notifications.



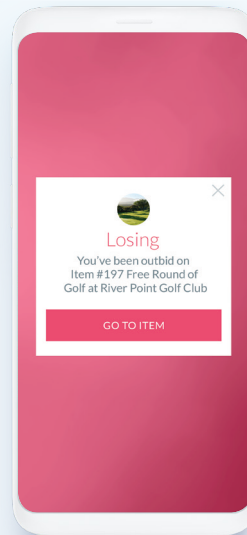


Bidding Tips



Max Bids

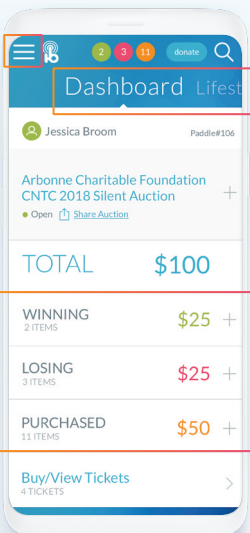
Handbid will automatically bid for you up to the amount you choose. Select Max Bid and enter what you are willing to spend.



Notifications

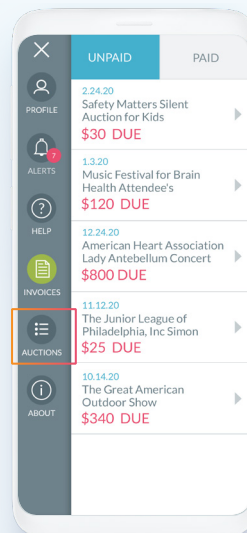
Accept push notifications to receive alerts when you are outbid.

Not using the app? Register your phone and Handbid can send you text messages.



Dashboard

Monitor your winning and losing bids from the dashboard. Swipe left/right for categories and items. Select the menu for profile, alerts, and invoices.



Check out

Review and pay your invoice from the app with the auction closes.

Not using the app? See an auction manager to pay.